


PERSONA



INFO@ESTUDIOPERSONA.COM



WWW.ESTUDIOPERSONA.COM



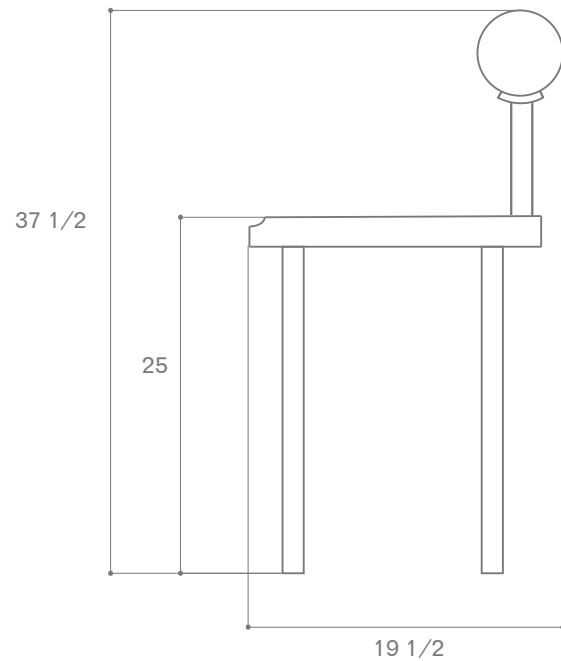

Natural Leather
Maple



Black Leather
Black Stained Ash



Black Leather
Oiled Walnut



UNA COUNTER STOOL

The UNA counterstool combines a curved wooden seat and legs with a leather-upholstered cylindrical back, creating a balance between comfort and simple geometry. Its design highlights the natural beauty of the wood grain and emphasizes the craftsmanship of the leather upholstery. It's a piece that embodies both form and function. Customizations available upon request.

PRODUCT SPECIFICATIONS

| | |
|------------|--|
| MATERIALS | Solid Wood Foam Leather Metal |
| DIMENSIONS | 18 W 19.5 D 37.5 H in 45 W 49 D 95 H cm |
| WEIGHT | 20 lbs 10 kg |
| SHIPPING | Worldwide shipping Quotes upon request |

Handmade in Los Angeles
Every effort is made to ensure an accurate representation of product colors, finishes, and dimensions; however, due to the handmade nature of this product, slight variations may occur. Color swatches are provided for reference only. Estudio Persona cannot guarantee an exact color match for any product finishes. All designs are protected under copyright law. Estudio Persona holds the exclusive manufacturing and distribution rights worldwide. Unauthorized copying will be prosecuted.

MATERIALS AND FINISHES



Black Stained Ash



Oiled Walnut



Maple

Please note:
-Black Stained Ash and Maple products are treated with a water-based clearcoat to provide an additional layer of surface protection.
-Oiled Walnut products are treated with an oil-based clearcoat to ensure continued protection and preserve the natural finish of the wood.



Natural Leather



Black Leather

Please note:
Natural materials will come with peculiarities and develop a characteristic patina over time.

CLEANING INSTRUCTIONS

Wood
Carefully clean the surface using a soft, lint-free cloth lightly dampened with clean water to remove any marks. Once cleaned, promptly dry the wood with a soft cloth to avoid streaking or surface damage.

Leather
To prevent fingerprint marks, always handle items while wearing gloves. If the leather item presents stains or dirt, first remove any loose debris using a dry, soft-bristled brush. Then, use a lightly dampened cloth with distilled or bottled water to clean the surface. Ensure that cleaning is performed with smooth, continuous motions across the entire surface, avoiding excessive focus on any single area to maintain a uniform appearance.

Fabric
It is recommended to vacuum the fabric regularly and to use non-abrasive textile cleaners for the gentle removal of any stains.