

PERSONA



INFO@ESTUDIOPERSONA.COM



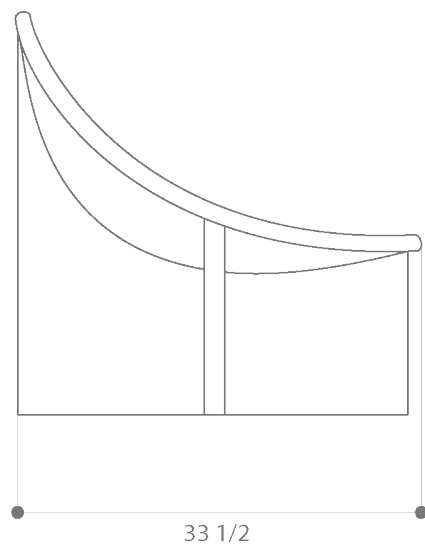
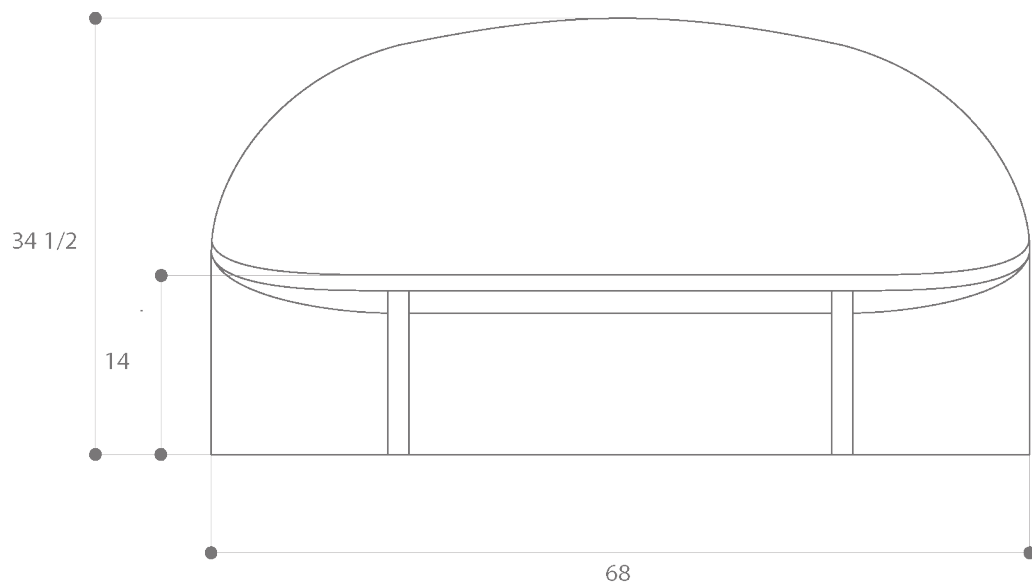
WWW.ESTUDIOPERSONA.COM



White Oak
Black Leather



Walnut
Camel Mohair



NIDO SOFA

The Nido sofa plays with the interconnection of shapes. Its wooden base and upholstered curved seating, effortlessly combines comfort with form. Customizations available upon request. Available in COM (Customer's Own Material) and COL (Customer's Own Leather).

PRODUCT SPECIFICATIONS

MATERIALS	Solid Wood Base Laminated Wood Seat Foam Leather or Mohair
DIMENSIONS	33.5 W 68 L 34.5 H IN 85 W 172 D 87 H CM
WEIGHT	120 lbs 54 kg
FABRIC REQUIREMENTS	COM 5 yards COL 100 sq ft Swatch required for approval
SHIPPING	Worldwide shipping Quotes upon request

Handmade in Los Angeles
Every effort is made to ensure an accurate representation of product colors, finishes, and dimensions; however, due to the handmade nature of this product, slight variations may occur. Color swatches are provided for reference only. Estudio Persona cannot guarantee an exact color match for any product finishes. All designs are protected under copyright law. Estudio Persona holds the exclusive manufacturing and distribution rights worldwide. Unauthorized copying will be prosecuted.

MATERIALS AND FINISHES




White Oak



Black Stained Ash



Walnut




Oiled Walnut

Please note:

- White Oak, Walnut and Black Stained Ash products are treated with a water-based clearcoat to provide an additional layer of surface protection.
- Oiled Walnut products are treated with an oil-based clearcoat to ensure continued protection and preserve the natural finish of the wood.



Black Leather



Camel Mohair

Please note:

Natural materials will come with peculiarities and develop a characteristic patina over time.

CLEANING INSTRUCTIONS

Wood

Carefully clean the surface using a soft, lint-free cloth lightly dampened with clean water to remove any marks. Once cleaned, promptly dry the wood with a soft cloth to avoid streaking or surface damage.

Leather

To prevent fingerprint marks, always handle items while wearing gloves. If the leather item presents stains or dirt, first remove any loose debris using a dry, soft-bristled brush. Then, use a lightly dampened cloth with distilled or bottled water to clean the surface. Ensure that cleaning is performed with smooth, continuous motions across the entire surface, avoiding excessive focus on any single area to maintain a uniform appearance.

Fabric

It is recommended to vacuum the fabric regularly and to use non-abrasive textile cleaners for the gentle removal of any stains.