



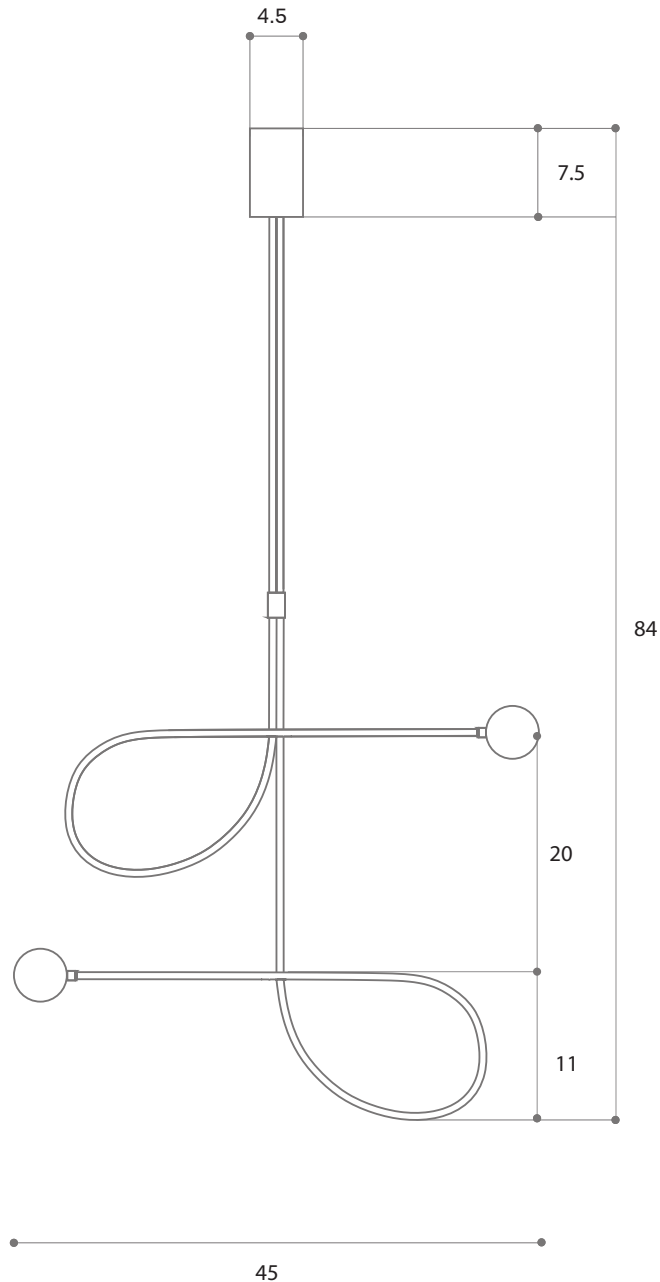
PERSONA



INFO@ESTUDIOPERSONA.COM



WWW.ESTUDIOPERSONA.COM



BOW PENDANT

Bow Pendant draws inspiration from artistic interpretations of Georgian letterforms. These forms, though arbitrary, offer a study of light's interplay with traditionally solid shapes, resulting in a design that seamlessly merges functionality with a captivating exploration of illumination. Customizations available upon request.

PRODUCT SPECIFICATIONS

MATERIALS	Metal Hand Blown Glass
DIMENSIONS	45 W 84 H in 110 W 213 H cm
WEIGHT	18 lbs 8 kg
SHIPPING	Worldwide shipping Quotes upon request
PREPACKED DIMENSIONS	50 W 84.5 H 6 D in 127 W 214 H 15 cm 22 lbs 10 kg
PREPACKED BOX WITH GLOBES	10.5 W 10.5 L 10.5 H in 26 W 26 L 26 H cm 4 lbs 2 kg
VOLTAGE	
LIGHTING SPECIFICATIONS	
BULB Provided	G4 1.0W - 12 AC/DC - 100 Lumens - 2700K (G4 EmeryAllen) Standard 120V dimmable 0~10Vdc Upon request 220 V dimmable 0~10Vdc
LED LIFESPAN	25.000 hours

Handmade in Los Angeles
Every effort is made to ensure an accurate representation of product colors, finishes, and dimensions; however, due to the handmade nature of this product, slight variations may occur. Color swatches are provided for reference only. Estudio Persona cannot guarantee an exact color match for any product finishes. All designs are protected under copyright law. Estudio Persona holds the exclusive manufacturing and distribution rights worldwide. Unauthorized copying will be prosecuted.

MATERIALS AND FINISHES



Blackened Steel

CLEANING INSTRUCTIONS

Prior to cleaning, please ensure that all lighting fixtures are turned off and disconnected from the main power supply. We recommend handling all components with care and using the provided gloves throughout the cleaning process

Powder coated Blackened Steel

Use a dry soft cloth to gently go over marks until clean. Do not apply pressure on persistent marks. Remove them using repeated gentle motions and by reapplying with some clean water if necessary. Please note all of our metal products have a clear powdercoat for further protection. Do not use brass cleaners or abrasive pads as they will remove the finish.

Opaline Glass

Remove the opaline glass from the product. Using a lightly damp cloth, clean only the outside of the glass and dry it with a dry soft dust cloth.